

Welcome to stashcat

Welcome to stashcat - your secure communication platform!
This quick start guide will take you step by step through the initial settings and most important functions.

Download and install


Smartphone Available for iOS in the **Apple App Store** and for Android in the **Google Play Store**.

Desktop Download for Windows & macOS at www.stashcat.com/en/app-downloads.

Browser Without installation via app.stashcat.com.



Registration and login in stashcat



Open the stashcat app or call up app.stashcat.com in your browser.



Enter your e-mail address and follow the instructions to enter your password.



After logging in, enter the encryption password defined during registration.




You can reach our help center 24/7 at
www.stashcat.com/en/help



Basic Functions

Communicate easily in stashcat

With stashcat, you have access to all your communication and data at any time and from any device. Watch this video to find out how to access the most important functions directly.



Basic Functions

Watch Video

stashcat.com/en/QSG2



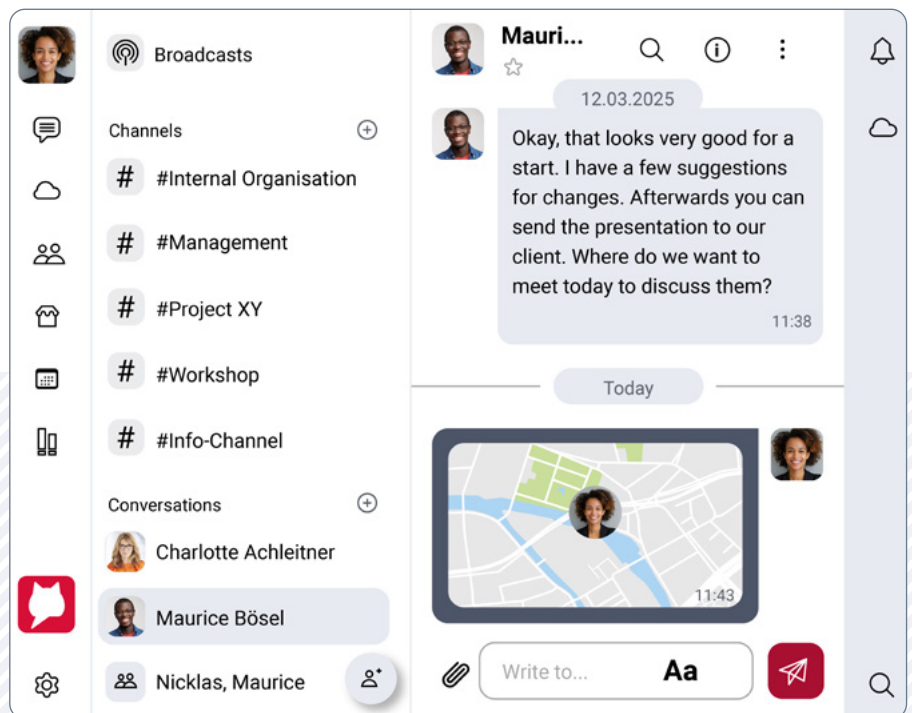
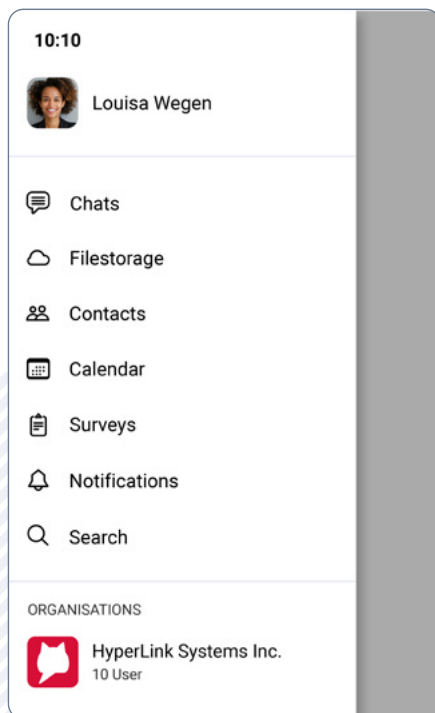
You can access conversations and channels via “Chats”



Share and manage your documents & data via the “File storage”




Simply personalize your account under “Settings”



Administration

How to administrate your organization

You can manage and administer your entire organizational communication in stashcat. You can find out exactly how to do this in the following video tutorial.



Administration

Watch Video

stashcat.com/en/QSG3

stashcat GmbH

Schiffgraben 47 · 30175 Hanover · Germany

T +49 511 898 40-100

hello@stashcat.com · stashcat.com

More information:
www.stashcat.com



stashcat
by secunet

Individual functions may be blocked or restricted by the organization settings.